




Ice Ih (typical phase) (whole atoms)


LEGO® unit representing
 H_2O in this structure:



The oxygen atoms are connected to the other oxygen atoms in a tetrahedral geometry via covalent and hydrogen bonds to hydrogen atoms. Note in this representation the hydrogen atoms are shown as equally distant from the oxygen atoms that they bridge. In reality, the hydrogen atoms are closer to the oxygen atoms to which they are covalently bonded and further from the oxygen atoms to which they are hydrogen bonded.



Angle view of the Ice Ih
structure
(The relative oxygen atom
positions are similar to the
lonsdaleite structure.)




**Layer 1
(bottom)**

Layer 2

Layer 3


Layer 4



Layer 5

Layer 6


Layer 7



Layer 8

Layer 9

Layer 10



Layer 11

Layer 12

**Layer 13
(top)**